











**3,513**  
Total Students Enrolled

**3,516**  
Full-Time Equivalent


- Carroll School of Management  **3**
- Lynch School of Education  **3**
- Morrissey College of Arts and Sciences  **77**
- BC Law School  **73**



**DEGREES AWARDED AUGUST, 2018 - MAY, 2019**

- MCAS  63%
- CSOM  24%
- LSOE  6%
- CSON  4%
- WCAS  2%

**3**  
students completed  
an accelerated degree  
program (bachelor's +  
master's in 5 years)

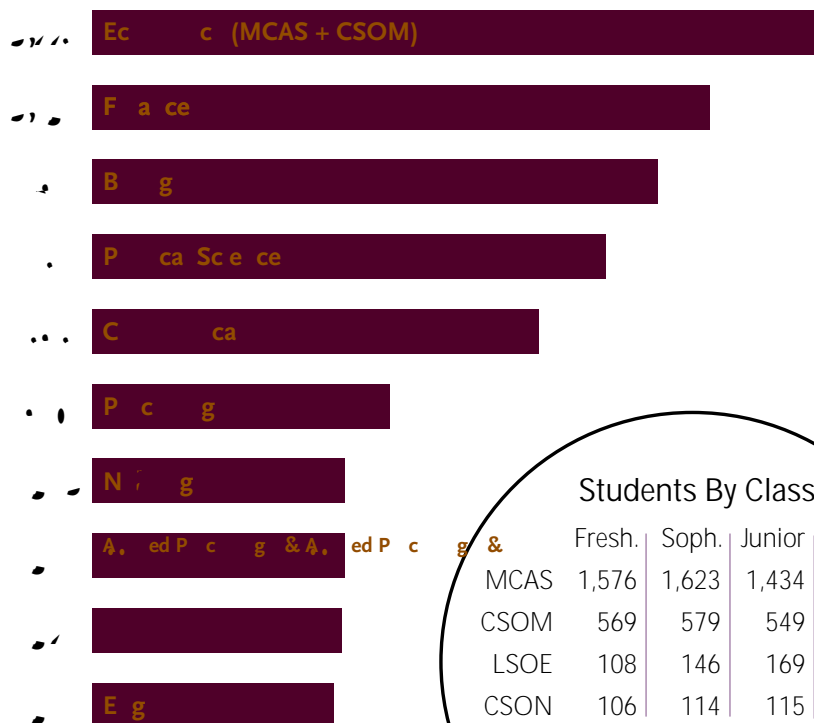


Graduate Degree  
by Title

**,376**


Total Undergraduate Degrees

## Top 10 Majors by Enrollment



**6 %**  
of students are enrolled in at least one of these 10 majors

students studied abroad in 2017-2018



### Students By Class

	Fresh.	Soph.	Junior	Senior
MCAS	1,576	1,623	1,434	1,458
CSOM	569	579	549	542
LSOE	108	146	169	193
CSON	106	114	115	96